



St. Lawrence
College

HELLO FUTURE

Welcome!

Dual Credit Orientation

Thursday September 2nd, 2021

Orientation

Agenda

- Student Number
- Dual Credit Teacher
- Delivery Methods / Schedules
- SLC.me & Blackboard
- Course Materials
- Transportation
- Questions?

HELLO FUTURE

- This program is to help you transition to College
- If you are doing a course in alternative delivery or if you are doing an in-person course, you will gain valuable skills by doing a college course

WE ARE HERE TO HELP YOU MAKE THE TRANSITION

HELLO FUTURE

Congratulations!

You are now a part-time St. Lawrence College Student

**You have been
assigned a
St. Lawrence
College student #.**

**You have been
officially
registered
at St. Lawrence
College**

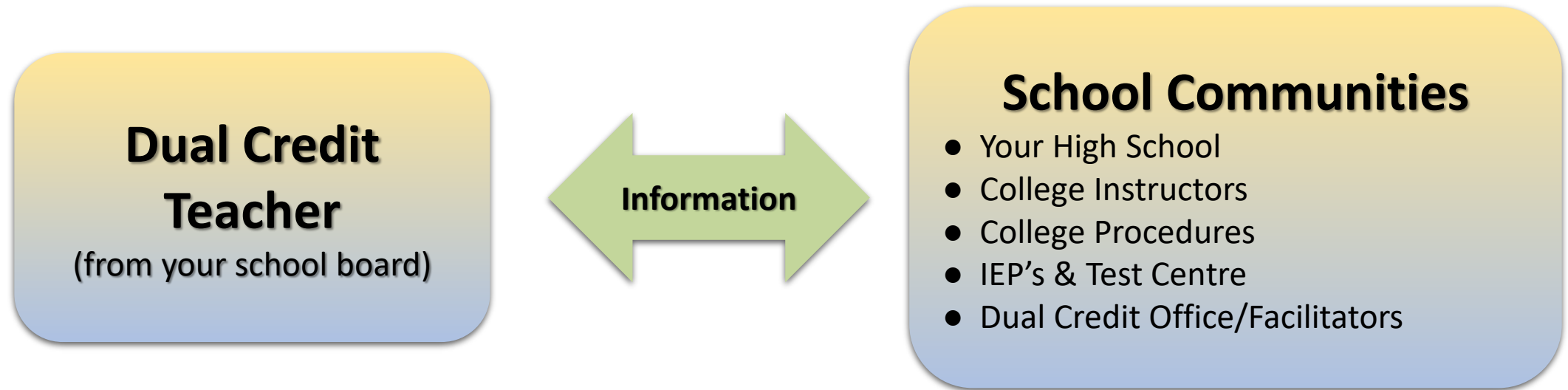
**You are similar to
any other part-
time student,
except that your
tuition/course
materials/fees
have been paid for**

St. Lawrence College Student Code of Conduct:

<https://www.stlawrencecollege.ca/about/college-reports-and-policies/academic-policies/>

Dual Credit Teacher


...But you are also still a high school student...



If you have an IEP please talk to your Dual Credit Teacher and contact AccessAbility Services at St. Lawrence College (caas@sl.on.ca)

On Campus Courses

Within your acceptance email you will be able to see your schedule and how your course is being delivered. All trades courses will be learning face to face.



Vaccination Policy

You can find the College's vaccination policy [here](#). The vaccination policy comes into effect September 7. Here are a few important details:

- **First vaccine dose required by September 7.** When SLC announced the vaccination policy on August 12, it stipulated first vaccine dose was required by September 7. Information on booking a COVID-19 vaccination can be found [here](#).
- **Second dose required by October 16.** There is a grace period ending on October 15 for people to have received their second vaccine dose. This is in recognition of the time required between doses. People who have not completed their full vaccination are required to have a recent negative COVID-19 test prior to coming to campus. Details on testing are coming shortly.

Kingston Campus

Jennifer Halligan

jhalligan@sl.on.ca or
dualcredit@sl.on.ca

Cornwall Campus


Laurie Marquette Brown

Lmarquette-brown@sl.on.ca

Please watch your email regarding COVID protocols for campus access next week.

Schedules

Contact Jenn Halligan if you have scheduling questions/concerns.
jhalligan@sl.on.ca



Start Week

All classes start the week of Sept 13th

Schedules

Please pay attention to the section you are in as there are multiple sections of the same course.

Welding Cornwall – Wednesday 9:30-12:30

Welding Kingston – Monday or Tuesday 9:30 – 12:30

Electrical Kingston – Monday or Tuesday 9:30 – 12:30

Make Up – Monday 9:30 – 12:30

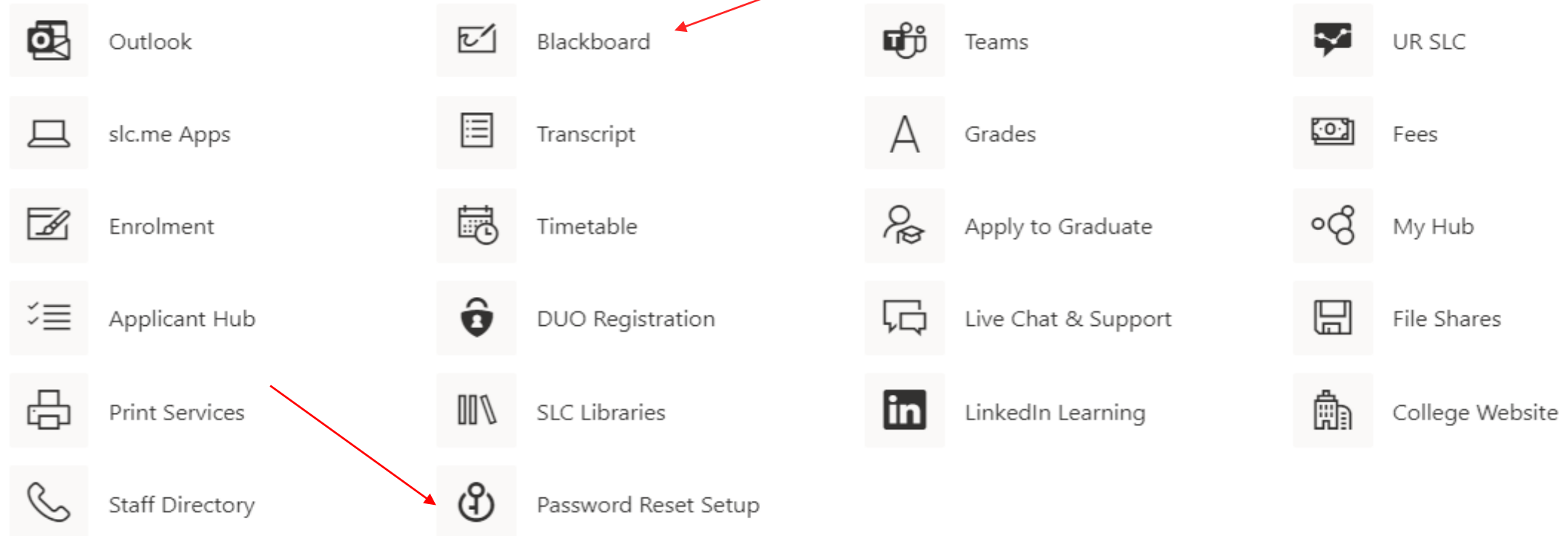
Carpentry – Monday 9:30 – 12:30

There will be no break week.

Slc.me Access

slc.me Student Home Academics ▾ Campus Life ▾ College Services ▾ Finances ▾

Important information regarding a potential privacy breach of student address book information What happened? The SLC Privacy Office i..



SLC.me, Blackboard & Computer Log-Ins

Password & Username

New this year!

- **Username & Passwords:** Usernames and default passwords will be sent to students' home email (the email that was used for your application)
 - Passwords will need to be reset every term
- **SLC E-mail Address:** firstname.lastname@student.sl.on.ca

IT Help Desk:

Phone: ext. 1000

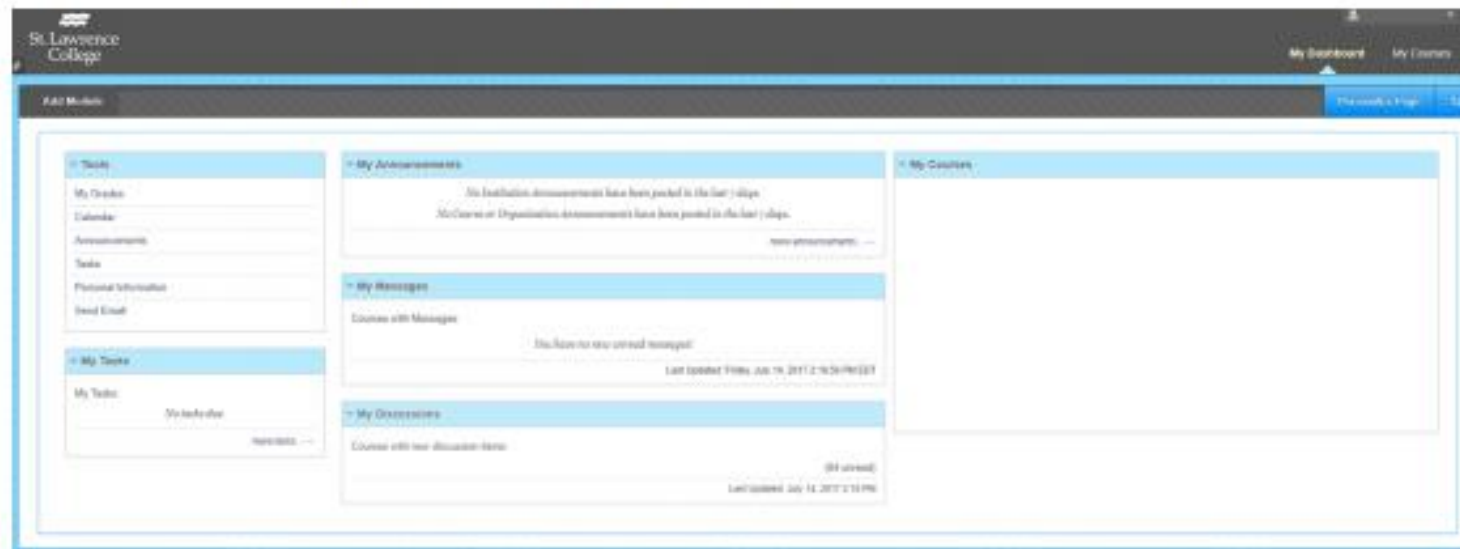
E-mail: slc.me@sl.on.ca



SLC.me, Blackboard & Computer Log-Ins

Your Dashboard

1. You will first need to log in to your Blackboard account. When you log into your blackboard account it will open your dashboard.

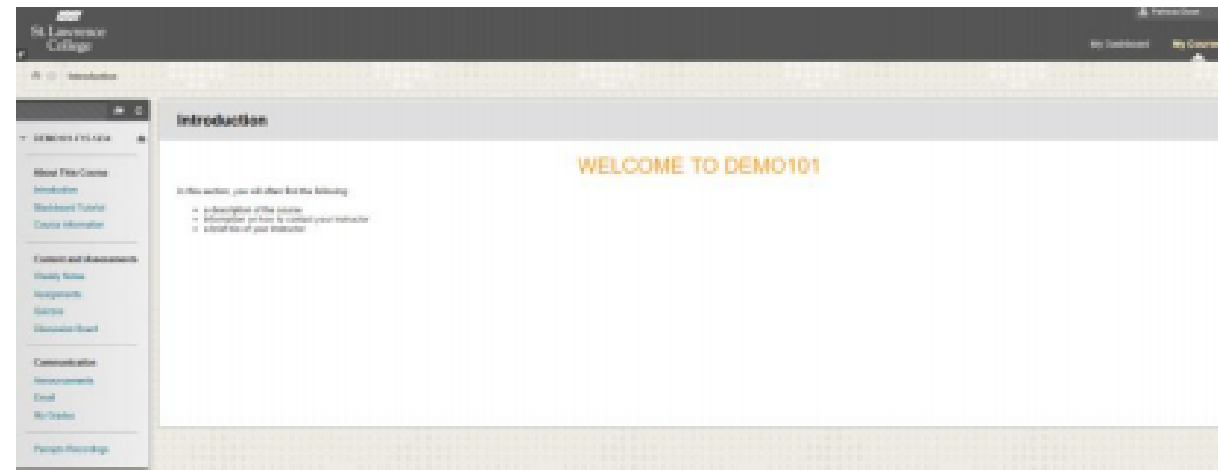


On the Dashboard, on the left you will see **Tools**, and **My Tasks**. In the center you will see **My Announcements**, **My Messages**, and **My Discussions**. On the right you will see **My Courses**. Please note: that you may see these in a different order then displayed by clicking and dragging the title to a new location.

user guide
lc.com/

SLC.me, Blackboard & Computer Log-Ins


On the right hand side, under **My Courses**, you will see a list of the courses that you are enrolled in. To enter the course, click on the course name/ course code. This will open the course introduction page.



On the left hand side of the screen you will see the course menu. This is divided into three sections, **About This Course**, **Content and Assessments**, and **Communication**.

Blackboard user guide
<http://learnatslc.com/>

Course Materials (Kingston)



All materials and textbooks expenses will be paid through our program. If you are required something we have not given to you, please let us know.

- Make Up, Welding, Electrical, Carpentry: We will deliver your materials to your class on the first day
- Long hair must be tied back, and pants must be worn in class
safety boots: green triangle, steel toe


Kingston Campus

Kathy Adams
Kadams@sl.on.ca

Office # 11850

Office Hours 8 to 4

Course Materials (Cornwall)



- Welding: Your materials will be delivered to you by Laurie
- Long hair must be tied back, and pants must be worn in class
safety boots: green triangle, steel toe

Cornwall Campus
Laurie Marquette Brown
Lmarquette-brown@sl.on.ca

Office # M1300

**Office Hours: Monday –
Thursday 8-1130 am.**

Work Boot Voucher \$\$\$

1. Go to your bookstore at the Campus that you are attending. (Trades related programs only)
2. Bring valid ID to present to the cashier for them to print your voucher. (photocopies will not be accepted)
3. Take your voucher to any Mark's location and \$100 will be automatically deducted from your purchase.



Transportation & Parking

Complete the Transportation Form sent to you in your Acceptance Letter or here:

<https://stlawrencecollege1.formstack.com/forms/transportationform>

Details required are:

- Name
- Email Address
- Course(s) Enrolled in
- School Board (ALCDSB, CDSBEO, LDSB, UCDSB)
- Make, Model of Vehicle (up to 2 vehicles)
- Plate Number



If you live out of city limits and need mileage, please contact your Dual Credit teacher. You can be reimbursed \$0.20 per km.

**We will not
pay for
parking tickets**

Parking Rules and Regulations at SLC

the student's responsibility to ensure that their parking privilege is organized and updated.

We cannot guarantee same day registration or changes to your account.

If your vehicle is not registered you will need to pay for parking.

1). You must register your vehicle/motorcycle with St. Lawrence College prior to your first day of class.

To register your vehicle please fill out your transportation form.

If your vehicle is registered outside of Ontario, please let us know where it is registered.

2). If you receive a parking ticket...

Please refer to the back of your ticket for information on how to pay or contest your ticket. **SLC staff cannot pay or contest tickets on your behalf.** If you have registered your vehicle prior to your first day of class with the proper license plate information and receive a ticket that says No Permit Displayed please reach out to the Dual Credit office.

3). You can register up to two vehicles. We will require the license plate and make of vehicle for each vehicle. Both registered vehicles cannot be in the parking lot at the same time.

You can register both vehicles at the same time or register a second vehicle when needed.

4). Your parking pass is ONLY valid from your semester start and end date, on the day(s) you attend the College.

For example, you attend the Fall semester from September to December on Wednesdays.

5). If you register your vehicle for Fall semester and return for Winter semester you MUST contact us to register your vehicle for the Winter semester.

If you do not let us know, your vehicle will not be registered for the Winter semester which will result in a ticket.

Assessment at College

- A grade of 50% or higher must be obtained
- You are now a college student and you will be evaluated as one
- There are deadlines - marks can be taken off or zeros can be given
- You must attend class regularly and do the work in order to be successful!



Course Withdrawal


- Please discuss your decision with your Guidance Counsellor and Dual Credit Teacher (most likely a plan can be created to get you back on track)
- Return course materials to your dual credit teacher/guidance counsellor



Completing your Dual Credit

High School (OSSD) Transcript:

Your college grade will appear on your high school transcript with a high school course code



College (SLC) Transcript:

- Your grade will appear on your SLC transcript
- Keep your course outline to receive advance standing to count the credit towards a college program

You can earn up to 4 Dual Credits!

Benefits of Dual Credit

- Can be used as a transfer credit into a future college program
- For a course to be accepted as a transfer credit the student must have achieved a minimum grade of 60%/C- for college courses, or the passing grade for the St. Lawrence College course, whichever is higher
- General Education courses
 - Required in all college programs
 - Every SLC program includes one online GENED

Terri McDade DC Bursary

One bursary worth awarded to a student in financial need, who successfully completed their Dual Credit and must be attending SLC Fall 2022

Applications are open July 2022 until Sept 2022

Make sure to apply to other Bursaries & Awards at SLC!

Next Steps?

- Log on to your SLC.me account and ensure your course is showing in blackboard
- Connect with Dual Credit Teacher about any issues
- Check your email regularly in case of any changes

Good luck and enjoy your course!



St. Lawrence
College

HELLO FUTURE

Questions?

“The Dual Credit program has made me look forward to college. I loved that I was easily transitioned into being a college student (less stressful & intimidating).”

“The program was awesome and SLC was very welcoming!”

“College students were positive role models and I am now more motivated to finish high school as a result of the course.”